



JULY 07, 2020
CONFERENCE
ONLINE

Graphene Online
&2DM

Fundamental Research Insights



UNIVERSITY
OF FERRARA
EX LARORE FRUCTUS



MackGraphe

Adsorption of metal ions and bactericidal actions using mixed zeolites and graphene oxide-based membranes

Maura Mancinelli¹, Arianna Pompilio², Luisa Pasti³, Giovanni Di Bonaventura², Jairo J. Pedrotti⁴, Annalisa Martucci¹

¹ Department of Physics and Earth Sciences, University of Ferrara, Italy; maura.mancinelli@unife.it

² Department of Medical, Oral and Biotechnological Sciences; "GEOMED", Center of Excellence on Aging and Translational Medicine; "G. d'Annunzio" University of Chieti-Pescara, Italy;

³ Department of Chemistry and Pharmaceutical Sciences, University of Ferrara, Italy;

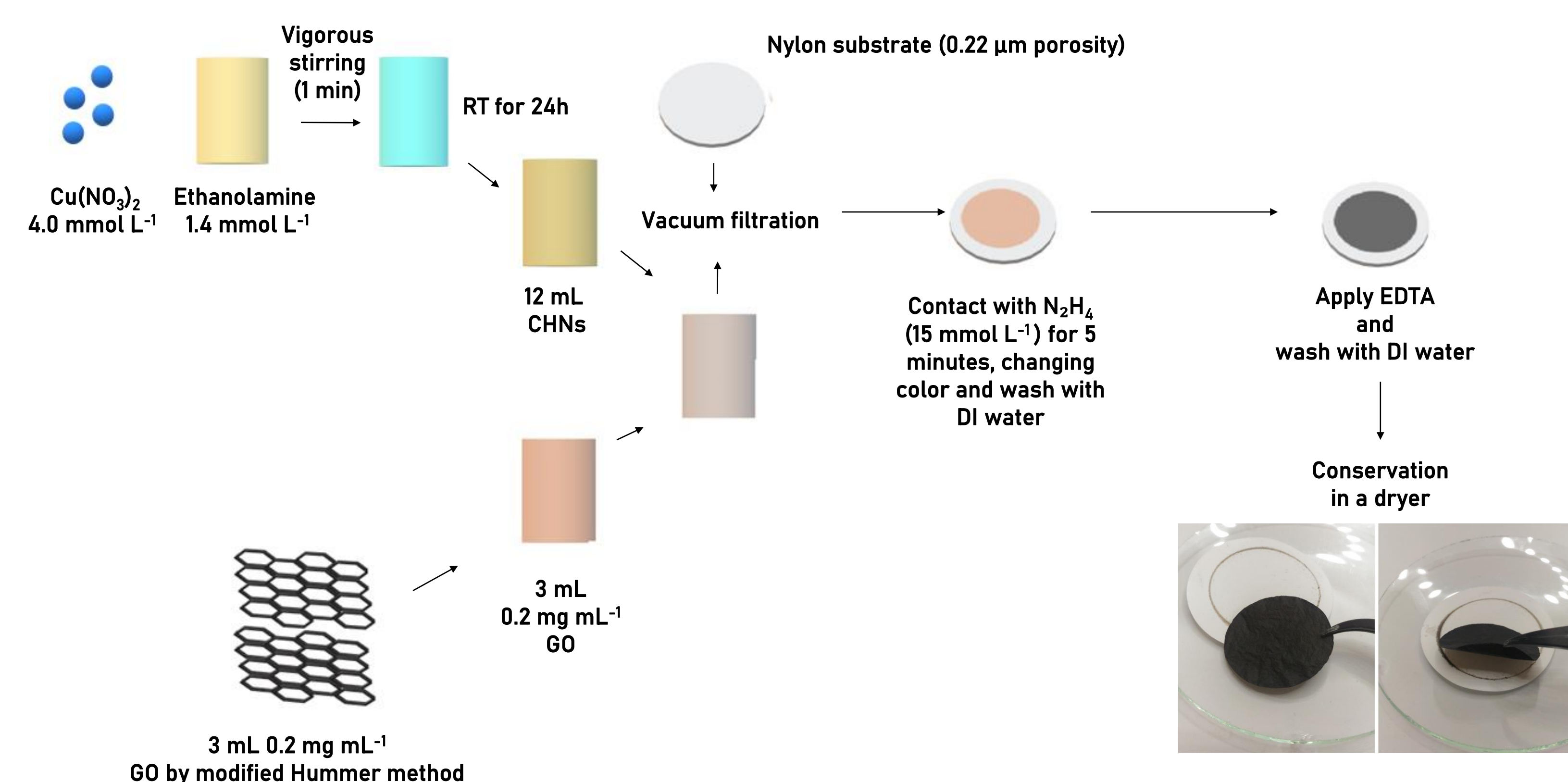
⁴ MackGraphe - Graphene and Nanomaterials Research Center, Mackenzie Presbyterian University, São Paulo, SP, Brazil;

INTRODUCTION

To purify water from various sources, the use of membrane filtration is an economical way to raise the emerging problem of a clean water shortage. Improvements in membrane science and technology have been important, but when it comes to the removal of small molecules, such as salt ions in sea water (desalination), waste water and industrial waste, the problem remains unresolved [1]. Zeolites, microporous materials contain nm-sized channels and cavities, which can selectively pass throughout the membrane water molecules and exclude others, can be considered as proper candidate for preparation of graphene-based composites, due to their tuneable properties. Further, antibacterial activity of GO (graphene oxide) was tested to evaluate the potential for reducing the use of chemical treatments in water disinfection and contrasting the fouling and/or biofouling in the membranes [2]. In this work, a nano-channelled rGO (reduced graphene oxide) membrane (r-GO/CHNs) and innovative nanocomposites r-GO/ZE03A and r-GO/ZE013X membranes are proposed to remove metal ions from water, meeting the global need for the development of environmentally compatible, energetically efficient and rapid materials.

MATERIALS AND METHODS

A. Synthesis r-GO/CHNs (Coper Hydroxide Nanowires) membrane



B. Synthesis of rGO/ZE03A and r-GO/ZE013X membranes


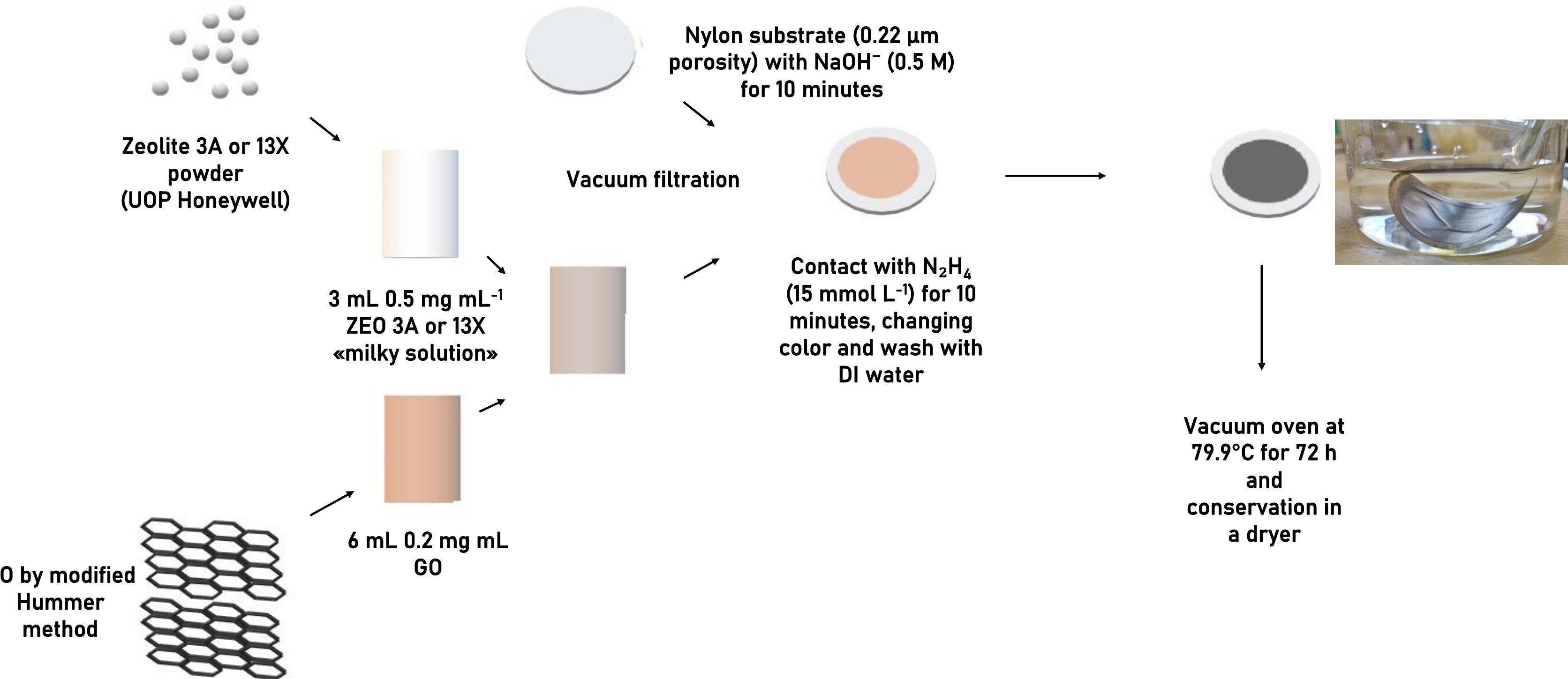


Fig.3 SEM data set.

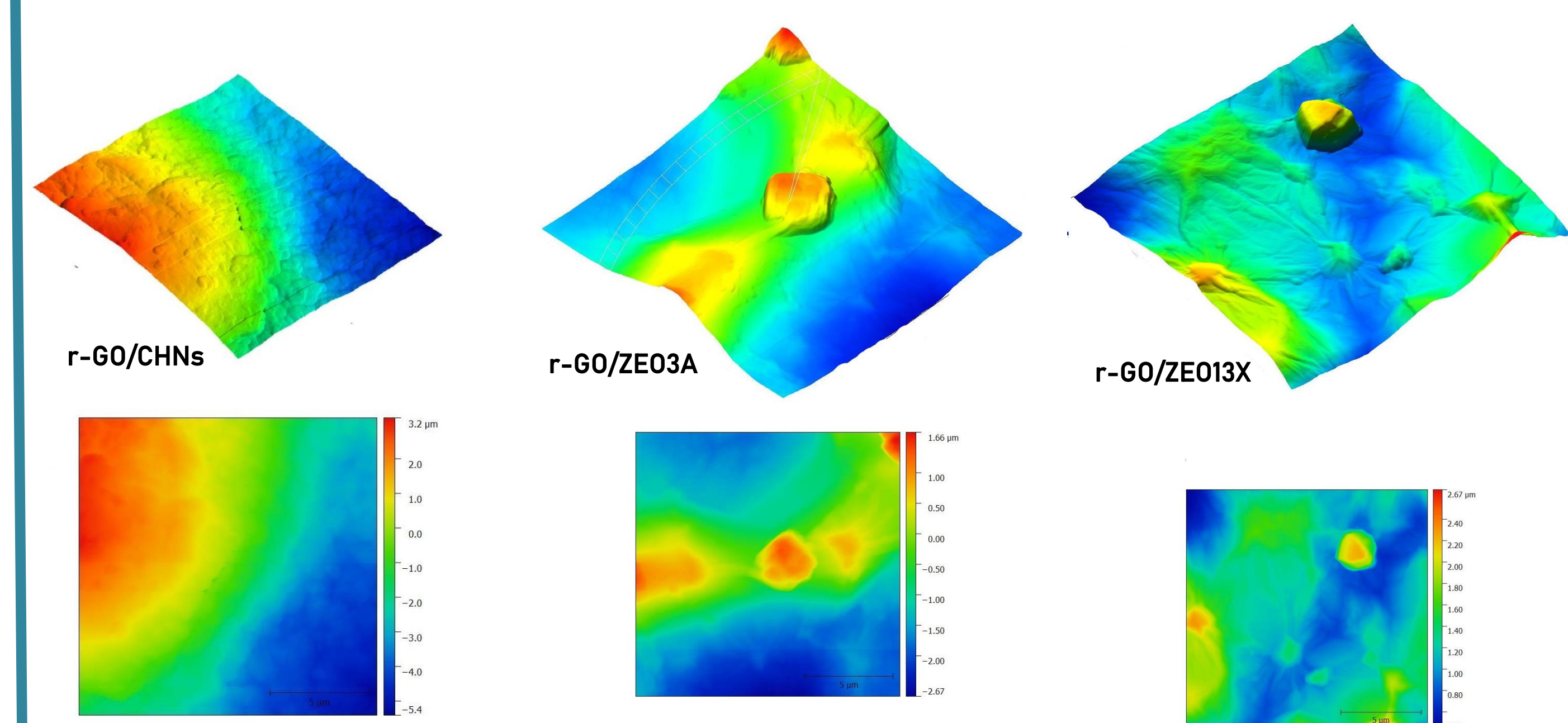


Fig.4 AFM data set.




Fig.5 Adsorption rate of cations i(left) and killing kinetics (right) of the membrane r-GO/CHNs at 4h.

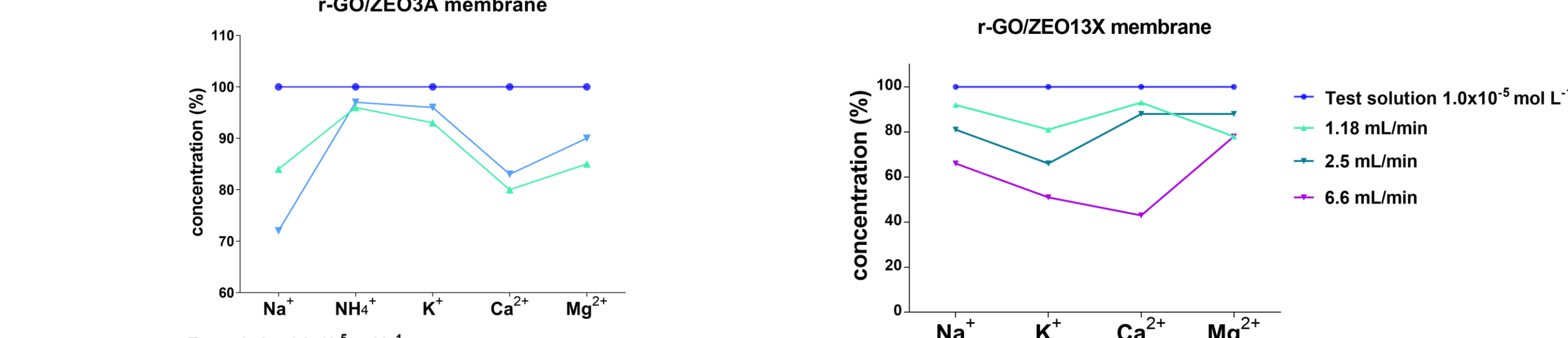


Fig.6 Adsorption rate of cations i the membranes r-GO/ZE03A (left) and r-GO/13X (right).

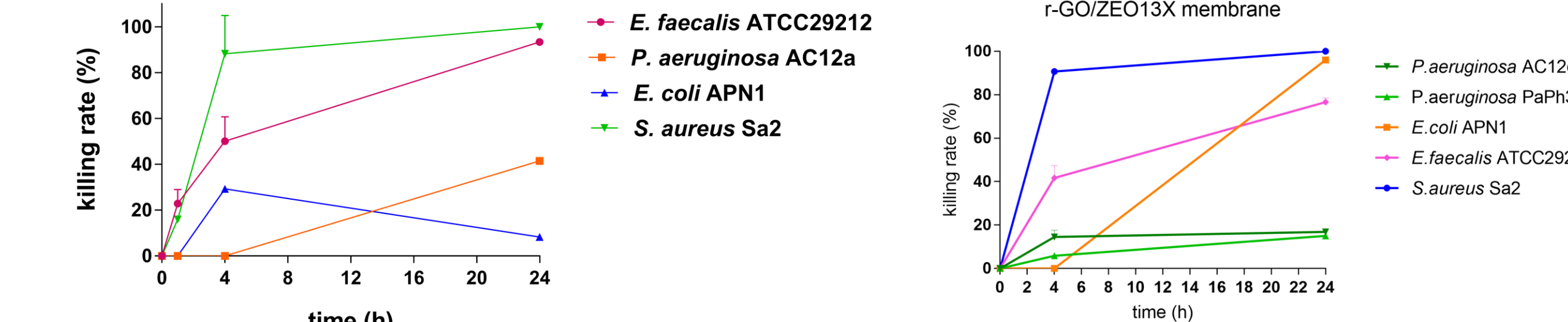


Fig.7 Killing kinetics of the membranes r-GO/ZE03A (left) and r-GO/13X (right) at 1, 4 and 24 hours.

RESULTS

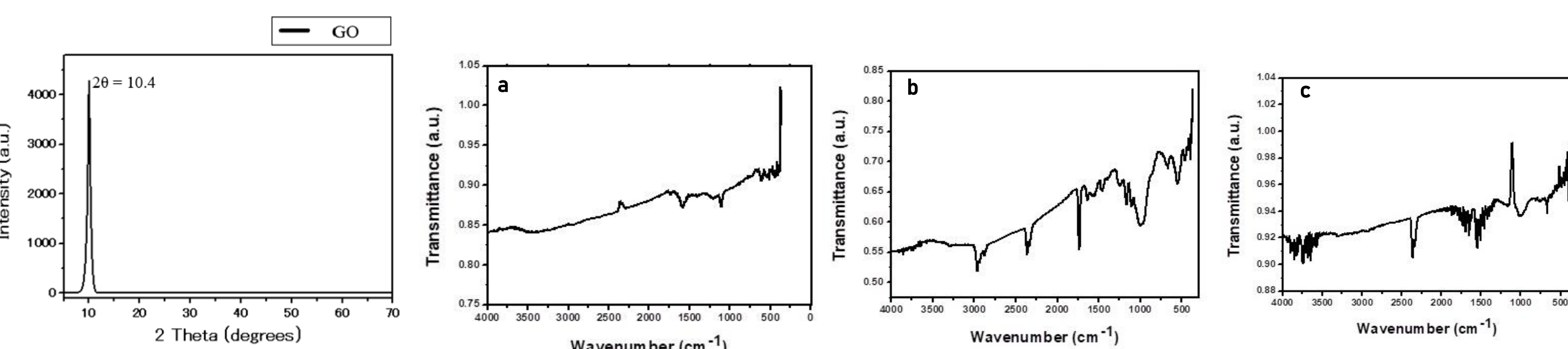


Fig.1 XRD pattern of GO.

Fig.2 FT-IR spectra of r-GO/CHNs (a), r-GO/ZE03A (b) and r-GO/ZE013X.

CONCLUSIONS

The synthesis of the material covers a green economy principle together with its characteristics to be an ultrathin, ultralight membrane supported by an industrial and economical sustainable production. The adsorption tests are satisfactory compared with other rejection results of metal ions for graphene membranes. The antibacterial properties preclude the formation of fouling, increase the performance, the life time of the material, making it suitable for biomedical applications too.

REFERENCES

1. E.N. Wang and R. Karnik, Nature Nanotechnology, 7(9), (2012), 552–554.
2. S. Szunerits and R. Boukherroub, Journal of Materials Chemistry B, 4(43), (2016), 6892–6912.

ACKNOWLEDGEMENT



Graphene Online
&2DM
Fundamental Research Insights

